


InGaAs PIN photodiode

G8370-81/-82/-83/-85

Low PDL (Polarization Dependence Loss)



InGaAs PIN photodiodes G8370-81/-82/-83/-85 have low PDL (Polarization Dependence Loss) at 1.55 μm , large shunt resistance and very low noise. Hamamatsu provides various types of InGaAs PIN photodiodes with active areas from $\phi 1$ to $\phi 5$ mm.

Features

- Low PDL (Polarization Dependence Loss)
- Low noise, low dark current
- Large active area
- Various active area sizes available

Applications

- Laser monitor
- Optical power meter
- Laser diode life test

■ Specifications / Absolute maximum ratings

Type No.	Dimensional outline/ Window material *1	Package	Active area (mm)	Absolute maximum ratings		
				Reverse voltage VR Max. (V)	Operating temperature Topr (°C)	Storage temperature Tstg (°C)
G8370-81	①/K	TO-18	$\phi 1$	5	-40 to +85	-55 to +125
G8370-82	②/K	TO-5	$\phi 2$	2		
G8370-83			$\phi 3$			
G8370-85	③/K	TO-8	$\phi 5$	1		

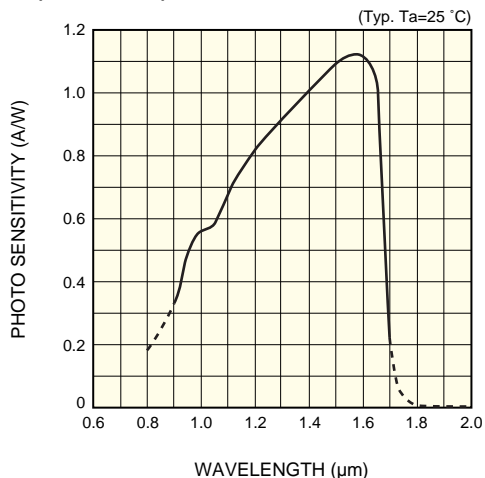
■ Electrical and optical characteristics (Typ. Ta=25 °C, unless otherwise noted)

Type No.	Spectral response range (μm)	Peak sensitivity wavelength λ_p (μm)	Photo sensitivity S				Dark current ID VR=1 V (nA)		Cut-off frequency fc VR=1 V RL=50 Ω -3 dB (MHz)	Terminal capacitance Ct VR=1 V f=1 MHz (pF)	Shunt resistance Rsh VR=10 mV (M Ω)	PDL $\lambda=\lambda_p$		D* $\lambda=\lambda_p$ (cm \cdot Hz $^{1/2}$ /W)	NEP $\lambda=\lambda_p$ (W/Hz $^{1/2}$)
			1.3 μm		$\lambda=\lambda_p$		Typ.	Max.				Typ.	Max.		
			Min. (A/W)	Typ. (A/W)	Min. (A/W)	Typ. (A/W)									
G8370-81	0.9 to 1.7	1.55	0.8	0.9	0.85	1.1	1	5	35	90	100	5	10	5×10^{12}	2×10^{-14}
G8370-82							5	25	4	550	25				4×10^{-14}
G8370-83							15	75	2	1000	10				6×10^{-14}
G8370-85							25 *2	125 *2	0.6	3500	3				1×10^{-13}

*1: Window material K: borosilicate glass with anti-reflective coating (optimized for 1.55 μm peak)

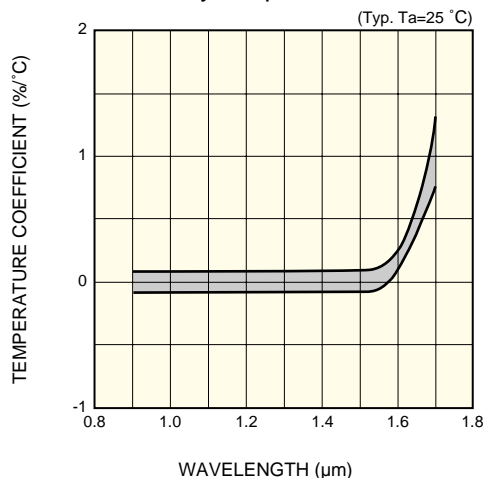
*2: VR=0.1 V

■ Spectral response



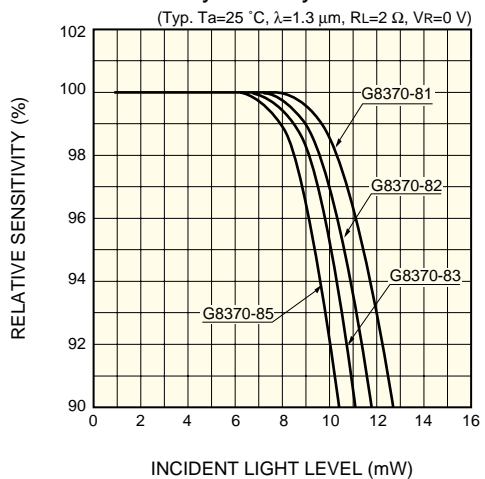
KIRDB0374EA

■ Photo sensitivity temperature characteristic



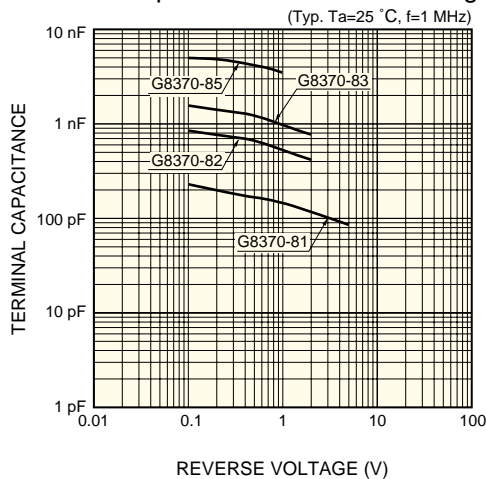
KIRDB0042EA

■ Photo sensitivity linearity



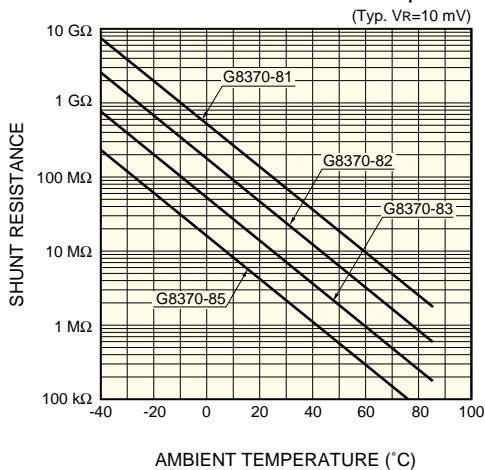
KIRDB0298EA

■ Terminal capacitance vs. reverse voltage



KIRDB0298EA

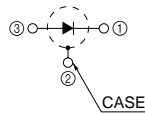
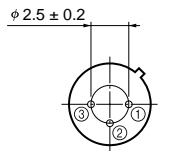
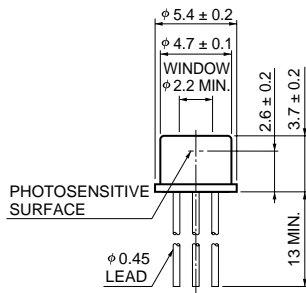
■ Shunt resistance vs. ambient temperature



KIRDB0300EA

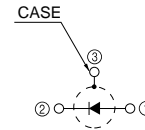
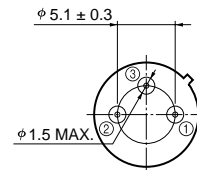
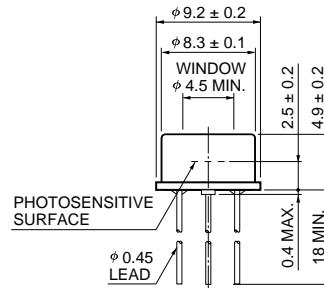
Dimensional outlines (unit: mm)

① G8370-81



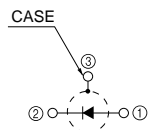
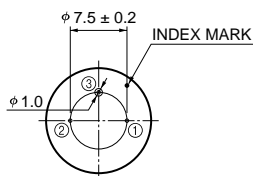
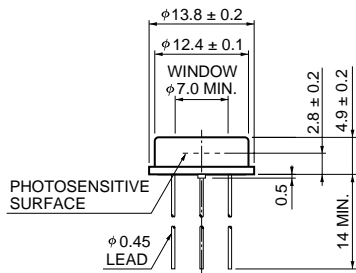
KIRDB0189EA

② G8370-82/-83



KIRDA0155EB

③ G8370-85



KIRDA0052EC

HAMAMATSU

Information furnished by HAMAMATSU is believed to be reliable. However, no responsibility is assumed for possible inaccuracies or omissions. Specifications are subject to change without notice. No patent rights are granted to any of the circuits described herein. ©2006 Hamamatsu Photonics K.K.

HAMAMATSU PHOTONICS K.K., Solid State Division

1126-1 Ichino-cho, Hamamatsu City, 435-8558 Japan, Telephone: (81) 053-434-3311, Fax: (81) 053-434-5184, www.hamamatsu.com

U.S.A.: Hamamatsu Corporation: 360 Foothill Road, P.O.Box 6910, Bridgewater, N.J. 08807-0910, U.S.A., Telephone: (1) 908-231-0960, Fax: (1) 908-231-1218

Germany: Hamamatsu Photonics Deutschland GmbH: Arzbergerstr. 10, D-82211 Herrsching am Ammersee, Germany, Telephone: (49) 08152-3750, Fax: (49) 08152-2658

France: Hamamatsu Photonics France S.A.R.L.: 19, Rue du Saule Trapu, Parc du Moulin de Massy, 91882 Massy Cedex, France, Telephone: 33-(1) 69 53 71 00, Fax: 33-(1) 69 53 71 10

United Kingdom: Hamamatsu Photonics UK Limited: 2 Howard Court, 10 Tewin Road, Welwyn Garden City, Hertfordshire AL7 1BW, United Kingdom, Telephone: (44) 1707-294888, Fax: (44) 1707-325777

North Europe: Hamamatsu Photonics Norden AB: Smidesvägen 12, SE-171 41 Solna, Sweden, Telephone: (46) 8-509-031-00, Fax: (46) 8-509-031-01

Italy: Hamamatsu Photonics Italia S.R.L.: Strada della Moia, 1/E, 20020 Arese, (Milano), Italy, Telephone: (39) 02-935-81-733, Fax: (39) 02-935-81-741